
Pastoral Plan




Deaneries 1, 2 and 11
Diocese of Kansas City-St. Joseph

Working Draft March 2022

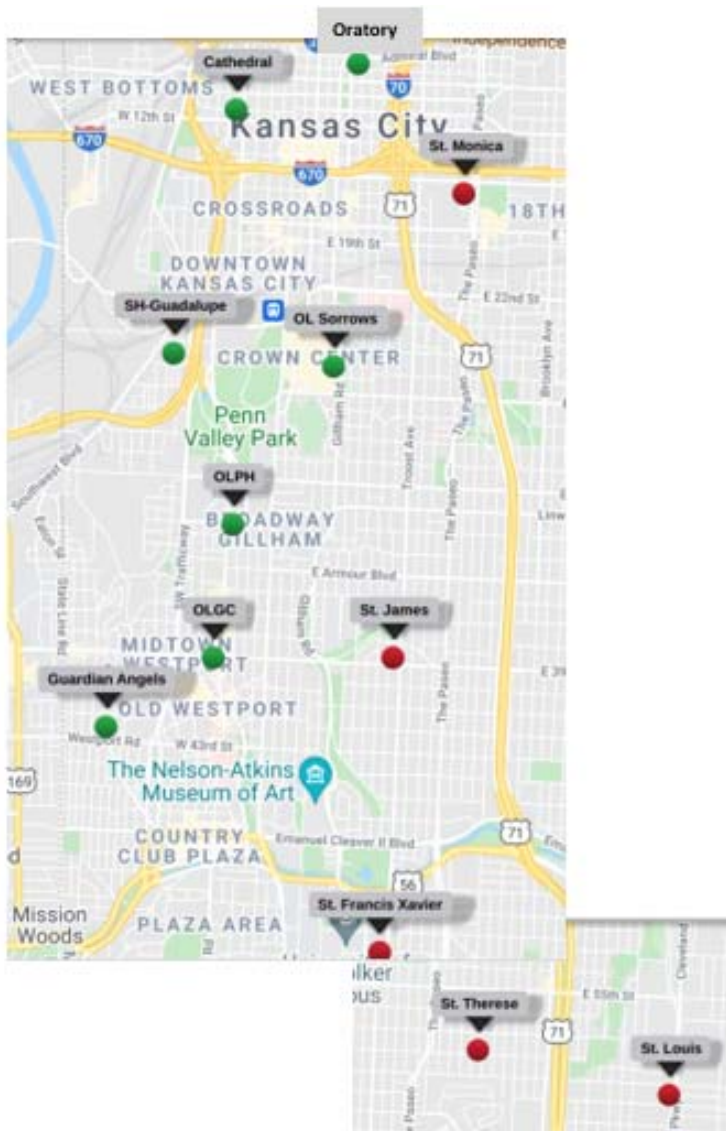
Contents

V. COMBINING DEANERIES 1 AND 2.....	1
MAP SHOWING DEANERY 1 AND DEANERY 2 PARISHES	1
PROPOSED RECOMMENDATIONS FOR DEANERY 1 AND DEANERY 2 PARISHES.....	2
NEW CONFIGURATION MAPS FOR COMBINING DEANERIES 1 AND 2.....	13
DEANERIES 1 AND 2 IMPLEMENTATION	14
VI. DEANERY 11	15
MAP SHOWING DISTANCES BETWEEN DEANERY 11 PARISHES	15
PROPOSED RECOMMENDATIONS FOR DEANERY 11	16
NEW CONFIGURATION MAP FOR DEANERY 11	21
DEANERY 11 IMPLEMENTATION.....	21



V. COMBINING DEANERIES 1 AND 2

MAP SHOWING DEANERY 1 AND DEANERY 2 PARISHES



PROPOSED RECOMMENDATIONS FOR DEANERY 1 AND DEANERY 2 PARISHES

1. THE PARISHES OF THE CATHEDRAL OF THE IMMACULATE CONCEPTION, HOLY ROSARY, SACRED HEART-GUADALUPE, THE ORATORY OF OLD ST. PATRICK, ST. MONICA, AND OUR LADY OF SORROWS WILL FORM A PARISH FAMILY OF COLLABORATING PARISHES.

A. The Cathedral of the Immaculate Conception will become a stand-alone parish.

Parish Facts

Cathedral of the Immaculate Conception, Kansas City

Parish data	15-16	16-17	17-18	18-19	19-20	Change 15/16 to 19/20	
						Number	Percent
Infant baptisms	13	12	10	10	7	-6	-46%
Youth First Communions	1	2	2	3	1	0	0%
Youth Confirmations	1	2	2	2	1	0	0%
Youth Catechumens	1	2	2	2	1	0	0%
Number of Candidates	4	4	3	14	4	0	0%
Marriages	28	27	15	26	32	4	14%
Deaths	5	4	2	6	12	7	140%
Registered Catholic households ¹	634	691	695	702	729	95	15%
Average Mass attendance	818	814	664	657	145	-673	-82%
K to 8 Parish School of Religion Enrollment	<i>0</i>	<i>0</i>	<i>0</i>	<i>0</i>	<i>0</i>	0	
9 to 12 Parish School of Religion Enrollment	<i>0</i>	<i>0</i>	<i>0</i>	<i>0</i>	<i>0</i>	0	

¹ Number of registered parish households as of January 1, 2021 is 771.

Number in italics indicates estimate based on trend as data was not provided.

Source: *The Catholic Key, Diocese of Kansas City-St. Joseph and parish data form*

Parish Recommendations

1. The Cathedral should consider how the Morning Glory ministries and services could be further supported by and expanded with the commitment of parishes in the parish family.
2. The Cathedral should consider how faith formation opportunities for children, youth, and adults may be conducted on the parish family level.

- B. The parishes of Holy Rosary and Sacred Heart-Guadalupe will cluster under the leadership of the pastor of Holy Rosary and will provide ministry to the Spanish-speaking at Sacred Heart-Guadalupe. There is potential for an additional priest to be assigned to the parish who is Spanish-speaking and could be available to reside at the Sacred Heart-Guadalupe site.

Parish Facts

Holy Rosary, Kansas City

Parish data	14-15 ¹	16-17	17-18	18-19	19-20	Change 14/15 to 19/20	
						Number	Percent
Infant baptisms	17	8	8	12	12	-5	-29%
Youth First Communions	1	3	2	4	9	8	800%
Youth Confirmations	2	3	6	0	0	-2	
Youth Catechumens	1	7	3	4	0	-1	
Number of Candidates	0	0	6	0	0	0	
Marriages	8	11	14	16	11	3	38%
Deaths	17	13	17	28	20	3	18%
Registered Catholic households	357	394	360	302	260	-97	-27%
Average Mass attendance	337	272	269	287	256	-82	-24%
K to 8 Parish School of Religion Enrollment	0	7	2	4	0	0	
9 to 12 Parish School of Religion Enrollment	5	0	1	0	0	-5	

¹ First year of data shown is 2014-15, as data for 2015-16 was not provided.

Source: *The Catholic Key, Diocese of Kansas City-St. Joseph*

Sacred Heart-Guadalupe, Kansas City

Parish data	15-16	16-17	17-18	18-19	19-20	Change 15/16 to 19/20	
						Number	Percent
Infant baptisms	63	22	27	20	14	-49	-78%
Youth First Communions	150	88	101	101	109	-41	-27%
Youth Confirmations	23	0	38	23	23	0	0%
Youth Catechumens	10	35	38	15	3	-7	-70%
Number of Candidates	18	41	50	30	11	-7	-39%
Marriages	18	16	13	12	11	-7	-39%
Deaths	35	25	18	15	11	-24	-69%
Registered Catholic households ¹	599	678	748	748	850	251	42%
Average Mass attendance	526	1,033	600	500	203	-323	-61%
K to 8 Parish School of Religion Enrollment	0	70	0	0	0	0	
9 to 12 Parish School of Religion Enrollment	0	0	0	0	0	0	

¹ Number of registered parish households as of January 1, 2021 is 859.

Number in italics indicates estimate based on trend as data was not provided.

Source: *The Catholic Key, Diocese of Kansas City-St. Joseph and parish data form*

Parish Recommendations

1. The parishes should consider ways that their parish pastoral councils and committees can work more closely together.
2. Sacred Heart-Guadalupe Parish should conduct a building usage study and determine whether all buildings are needed as well as how the buildings will be used for ministry in the future.
3. Both parishes should determine ways that personnel, programs, and resources can be effectively shared.

- C. St. Monica and Our Lady of Sorrows will form a cluster under the leadership of the pastor of St. Monica. All administrative and ministerial activity for both parishes will be determined after consultation by the pastor.

Parish Facts

St. Monica, Kansas City

Parish data	15-16	16-17	17-18	18-19	19-20	Change 15/16 to 19/20	
						Number	Percent
Infant baptisms	1	1	2	1	0	-1	-100%
Youth First Communions	3	4	2	0	0	-3	-100%
Youth Confirmations	0	11	7	4	0	0	
Youth Catechumens	0	0	0	1	0	0	
Number of Candidates	1	1	1	1	1	0	0%
Marriages	0	1	1	0	0	0	
Deaths	7	13	14	16	11	4	57%
Registered Catholic households ¹	620	589	583	566	574	-46	-7%
Average Mass attendance	255	250	248	219	219	-36	-14%
K to 8 Parish School of Religion Enrollment	17	10	10	0	10	-7	-41%
9 to 12 Parish School of Religion Enrollment	8	6	4	0	0	-8	-100%

¹ Number of registered parish households as of January 1, 2021 is 240.

Number in italics indicates estimate based on trend as data was not provided.

Source: *The Catholic Key, Diocese of Kansas City-St. Joseph and parish data form*

Our Lady of Sorrows, Kansas City

Parish data	15-16	16-17	17-18	18-19	19-20	Change 15/16 to 19/20	
						Number	Percent
Infant baptisms	2	5	12	20	5	3	150%
Youth First Communions	0	0	0	0	0	0	
Youth Confirmations	0	0	1	0	0	0	
Youth Catechumens	0	0	0	0	0	0	
Number of Candidates	0	0	0	1	0	0	
Marriages	38	42	43	47	37	-1	-3%
Deaths	1	3	1	2	6	5	500%
Registered Catholic households ¹	103	125	122	136	129	26	25%
Average Mass attendance	162	159	183	191	116	-46	-28%
K to 8 Parish School of Religion Enrollment	0	0	0	0	0	0	
9 to 12 Parish School of Religion Enrollment	0	0	0	0	0	0	

¹ Number of registered parish households as of January 1, 2021 is 140.

Source: *The Catholic Key, Diocese of Kansas City-St. Joseph and parish data form*

Parish Recommendations

1. The parishes should consider ways that their parish pastoral councils and committees can work more closely together.
2. The finance councils, while remaining separate, should meet on the same night or day but at different times so that the pastor meets with both consecutively.
3. St. Monica should study the renovation of their office building in order to accommodate staffing, meeting, classroom, and ministry needs.

D. The Oratory of Old St. Patrick will retain its status.

Parish Facts

Oratory of Old St. Patrick, Kansas City

Parish data	15-16	16-17	17-18	18-19	19-20	Change 15/16 to 19/20	
						Number	Percent
Infant baptisms	6	4	11	16	9	3	50%
Youth First Communion	9	5	8	10	6	-3	-33%
Youth Confirmations	0	26	26	0	30	30	
Youth Catechumens	8	12	0	0	0	-8	-100%
Number of Candidates	0	0	0	0	3	3	
Marriages	1	1	0	2	4	3	300%
Deaths	2	1	5	2	0	-2	-100%
Registered Catholic households ¹	92	88	93	106	128	36	39%
Average Mass attendance	240	413	258	335	361	121	50%
K to 8 Parish School of Religion Enrollment	0	0	0	0	0	0	
9 to 12 Parish School of Religion Enrollment	0	0	0	0	0	0	

¹ Number of registered parish households as of January 1, 2021 is 134.

Number in italics indicates estimate based on trend as data was not provided.

Source: *The Catholic Key, Diocese of Kansas City-St. Joseph and parish data form*

Parish Recommendations

1. The Oratory should study the feasibility of constructing a hall with office and classroom space to accommodate ministerial and community needs.

Recommendations for the Parish Family

1. The five parishes and oratory should establish a parish family committee with representatives from each entity to study, plan, implement, and oversee the sharing of staff and ministries. There may be potential for parishes from nearby deaneries to participate in the parish family as well.
2. In the area of worship, the parish family should promote a sense of welcome at each church through greeters and other means as well as provide formational opportunities on the real presence of Christ in the Eucharist.
3. In children and youth faith formation, the parish family should study, plan, and implement shared programs for children pre-K through high school.
4. In adult faith formation, the parish family should develop opportunities for adult faith formation and small faith-sharing groups.
5. In outreach to those in need, coordinate parish outreach ministries with Morning Glory ministries and assess what other types of outreach ministries may be offered in the area of the parish family.
6. In the area of community building, the parish family should identify and train parish committees which would welcome new people into the neighborhoods as well as meet with new and already-registered parishioners to engage them more fully in the respective communities.

Projected Impact of Parish Family Recommendations

1. All parishes will benefit from collaboration with some key ministries. Together, these parishes represent 2,400 households as of January 2021, and have financial resources of \$2.7 million. While many of those resources are dedicated to facilities, personnel, and programs, there are some funds which can be shared for parish family staffing and the development of ministries.
2. There is population growth projected and forecast for the area. Over the next 10 years, it is anticipated that there will be a gain of 5,000 new residents or a 13% population gain. There will be approximately 1,000 new Catholics moving into the area. Several parishes are destination parishes which will attract parishioners from other parts of the metro area as well. The parish family has a tremendous opportunity to work together on evangelization efforts as simple as personal contact, welcoming people at Mass, improving ministries, and providing more opportunities for people to be engaged with the parish.
3. Faith formation is an area where parishes can work together to significantly expand their formational programs and opportunities. Currently, only one or two parishes have students in their elementary religious education program, with approximately 10 students. Parishes can develop a common program or programs which serve all the parishes at as many sites as are needed with the ability to expand. On the high school level, there are currently no students enrolled at any parish. Together, the parishes could develop a common youth ministry which would benefit all the parishes. Opportunities for adult faith formation should also be planned and promoted as a parish family.
4. The parishes as well as the human needs of those in the area will benefit greatly from combining efforts and funding to serve those in need. The Morning Glory ministries already provide many programs and services for the less fortunate. Working together will also raise the level of activity and the profile of the Catholic community in the area.

2. THE PARISHES OF OUR LADY OF PERPETUAL HELP, OUR LADY OF GOOD COUNSEL, GUARDIAN ANGELS, ST. JAMES, ST. FRANCIS XAVIER, ST. THERESE LITTLE FLOWER, AND ST. LOUIS WILL FORM A FAMILY OF COLLABORATING PARISHES.

A. Our Lady of Perpetual Help Parish will remain a stand-alone parish.

Parish Facts

Our Lady of Perpetual Help, Kansas City

Parish data	15-16	16-17	17-18	18-19	19-20	Change 15/16 to 19/20	
						Number	Percent
Infant baptisms	30	29	29	36	22	-8	-27%
Youth First Communions	14	16	10	23	15	1	7%
Youth Confirmations	7	8	5	7	0	-7	-100%
Youth Catechumens	0	3	2	0	0	0	
Number of Candidates	9	4	4	4	3	-6	-67%
Marriages	67	60	54	50	36	-31	-46%
Deaths	14	11	11	10	11	-3	-21%
Registered Catholic households ¹	617	712	724	771	625	8	1%
Average Mass attendance	947	874	866	891	432	-515	-54%
K to 8 Parish School of Religion Enrollment	15	20	20	31	38	23	153%
9 to 12 Parish School of Religion Enrollment	7	0	0	0	0	-7	-100%

¹ Number of registered parish households as of January 1, 2021 is 653.

Number in italics indicates estimate based on trend as data was not provided.

Source: *The Catholic Key, Diocese of Kansas City-St. Joseph and parish data form*

Parish Recommendations

1. Consider sharing staff and adding staff which would serve all the parishes with the financial support of the other parishes in the parish family.
2. Our Lady of Perpetual Help should assess how the ministries and services of the Redemptorist Help Center could be supported by and expanded with the commitment of the other parishes of the parish family.

B. Our Lady of Good Counsel Parish will remain a stand-alone parish.

Parish Facts

Our Lady of Good Counsel, Kansas City

Parish data	15-16	16-17	17-18	18-19	19-20	Change 15/16 to 19/20	
						Number	Percent
Infant baptisms	15	15	9	12	18	3	20%
Youth First Communion	10	10	10	7	11	1	10%
Youth Confirmations	13	13	1	14	4	-9	-69%
Youth Catechumens	0	0	0	0	0	0	
Number of Candidates	0	0	0	0	4	4	
Marriages	7	7	7	11	15	8	114%
Deaths	1	1	1	6	8	7	700%
Registered Catholic households ¹	238	238	251	268	312	74	31%
Average Mass attendance	463	463	443	450	598	135	29%
K to 8 Parish School of Religion Enrollment	0	0	0	0	0	0	
9 to 12 Parish School of Religion Enrollment	0	0	0	0	0	0	

¹ Number of registered parish households as of January 1, 2021 is 300.

Number in italics indicates estimate based on trend as data was not provided.

Source: *The Catholic Key, Diocese of Kansas City-St. Joseph and parish data form*

Parish Recommendations

1. Determine how the parish will support and complement the outreach ministries at Our Lady of Perpetual Help and the Bishop Sullivan Center.
2. Consider how the parish will participate in other ministries and activities of the parish family.

C. St. Francis Xavier will remain a stand-alone parish.

Parish Facts

St. Francis Xavier, Kansas City

Parish data	15-16	16-17	17-18	18-19	19-20	Change 15/16 to 19/20	
						Number	Percent
Infant baptisms	8	10	15	11	14	6	75%
Youth First Communions	15	13	10	10	6	-9	-60%
Youth Confirmations	19	19	19	9	9	-10	-53%
Youth Catechumens	0	0	0	0	0	0	
Number of Candidates	6	6	1	3	3	-3	-50%
Marriages	8	7	6	6	6	-2	-25%
Deaths	4	2	13	6	8	4	100%
Registered Catholic households ¹	802	850	870	895	911	109	14%
Average Mass attendance	410	386	460	366	124	-286	-70%
K to 8 Parish School of Religion Enrollment	13	13	6	0	0	-13	-100%
9 to 12 Parish School of Religion Enrollment	0	0	0	0	0	0	

¹ Number of registered parish households as of January 1, 2021 is 385.

Number in italics indicates estimate based on trend as data was not provided.

Source: *The Catholic Key, Diocese of Kansas City-St. Joseph and parish data form*

Parish Recommendations

1. Coordinate staffing with Our Lady of Perpetual Help in order to expand the ministry in the parish family with the financial support of the other parishes in the parish family.
2. Determine the extent to which the parish wishes to be involved with the other parishes in the parish family.

- D. Guardian Angels, St. James, St. Therese Little Flower, and St. Louis Parishes will cluster under the leadership of a pastor. St. Louis Parish will merge with St. Therese Little Flower Parish. Both Guardian Angels and St. Therese Little Flower Parishes are not sustainable at their present levels but will be given up to two more years as parishes collaborating with St. James and the parish family in order to develop greater vitality. Our Lady of Hope School will continue to operate at the Guardian Angels site. Each parish will have one Sunday Mass as determined by the pastor of the parishes.

Parish Facts

Guardian Angels, Kansas City

Parish data	15-16	16-17	17-18	18-19	19-20	Change 15/16 to 19/20	
						Number	Percent
Infant baptisms	5	2	3	7	5	0	0%
Youth First Communions	5	7	2	2	7	2	40%
Youth Confirmations	0	4	2	1	4	4	
Youth Catechumens	2	0	0	0	0	-2	-100%
Number of Candidates	3	0	2	1	0	-3	-100%
Marriages	12	11	21	8	7	-5	-42%
Deaths	9	16	10	13	8	-1	-11%
Registered Catholic households ¹	515	518	263	217	210	-305	-59%
Average Mass attendance	346	317	295	252	100	-246	-71%
K to 8 Parish School of Religion Enrollment	15	20	15	10	0	-15	-100%
9 to 12 Parish School of Religion Enrollment	0	0	0	0	0	0	

¹ Number of registered parish households as of January 1, 2021 is 221.

Number in italics indicates estimate based on trend as data was not provided.

Source: *The Catholic Key, Diocese of Kansas City-St. Joseph and parish data form*

St. James, Kansas City

Parish data	15-16	16-17	17-18	18-19	19-20	Change 15/16 to 19/20	
						Number	Percent
Infant baptisms	2	4	10	11	0	-2	-100%
Youth First Communions	4	4	17	7	3	-1	-25%
Youth Confirmations	15	15	7	0	0	-15	-100%
Youth Catechumens	0	0	1	0	0	0	
Number of Candidates	1	1	2	2	1	0	0%
Marriages	5	5	5	5	2	-3	-60%
Deaths	1	2	3	3	1	0	0%
Registered Catholic households ¹	299	299	337	331	303	4	1%
Average Mass attendance	205	205	208	195	56	-149	-73%
K to 8 Parish School of Religion Enrollment	20	23	10	0	0	-20	-100%
9 to 12 Parish School of Religion Enrollment	8	8	4	0	0	-8	-100%

¹ Number of registered parish households as of January 1, 2021 is 214.

Number in italics indicates estimate based on trend as data was not provided.

Source: *The Catholic Key, Diocese of Kansas City-St. Joseph and parish data form*

St. Therese Little Flower, Kansas City

Parish data	15-16	16-17	17-18	18-19	19-20	Change 15/16 to 19/20	
						Number	Percent
Infant baptisms	2	3	3	0	0	-2	-100%
Youth First Communions	2	2	1	0	0	-2	-100%
Youth Confirmations	1	3	1	0	0	-1	-100%
Youth Catechumens	1	0	0	0	0	-1	
Number of Candidates	1	1	1	0	0	-1	-100%
Marriages	1	0	0	0	1	0	0%
Deaths	4	9	10	4	10	6	150%
Registered Catholic households ¹	248	224	225	198	205	-43	-17%
Average Mass attendance	149	134	99	99	99	-50	-33%
K to 8 Parish School of Religion Enrollment	12	8	8	8	8	-4	-33%
9 to 12 Parish School of Religion Enrollment	6	5	4	4	4	-2	-33%

¹ Number of registered parish households as of January 1, 2021 is 194.

Number in italics indicates estimate based on trend as data was not provided.

Source: *The Catholic Key, Diocese of Kansas City-St. Joseph and parish data form*

St. Louis, Kansas City

Parish data	15-16	16-17	17-18	18-19	19-20	Change 15/16 to 19/20	
						Number	Percent
Infant baptisms	1	1	0	0	2	1	100%
Youth First Communions	3	1	3	0	0	-3	-100%
Youth Confirmations	0	0	0	0	0	0	
Youth Catechumens	0	0	0	0	0	0	
Number of Candidates	0	0	0	1	0	0	
Marriages	0	0	0	0	0	0	
Deaths	5	10	10	12	7	2	40%
Registered Catholic households ¹	108	141	87	77	80	-28	-26%
Average Mass attendance	100	61	50	55	28	-72	-72%
K to 8 Parish School of Religion Enrollment	0	0	0	0	0	0	
9 to 12 Parish School of Religion Enrollment	0	0	0	0	0	0	

¹ Number of registered parish households as of January 1, 2021 is 83.

Number in italics indicates estimate based on trend as data was not provided.

Source: *The Catholic Key, Diocese of Kansas City-St. Joseph and parish data form*

Parish Recommendations

1. All administrative and ministerial activity will be conducted as determined after consultation by the pastor of the cluster.
2. The Sunday Mass and daily Mass schedules will be determined after consultation by the pastor.
3. Facility usage at all sites should be studied so that the buildings are best used for ministerial purposes.
4. The parishes should consider how the parish pastoral councils, finance councils, and committees can work more closely together.

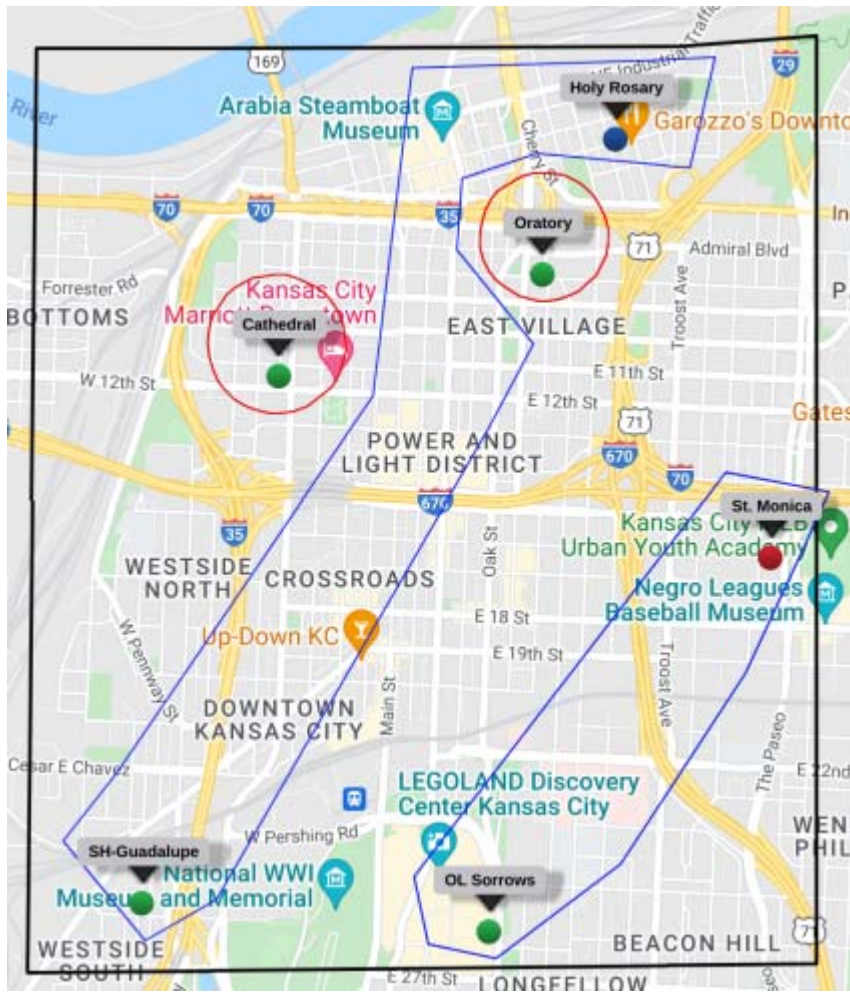
Recommendations for the Parish Family

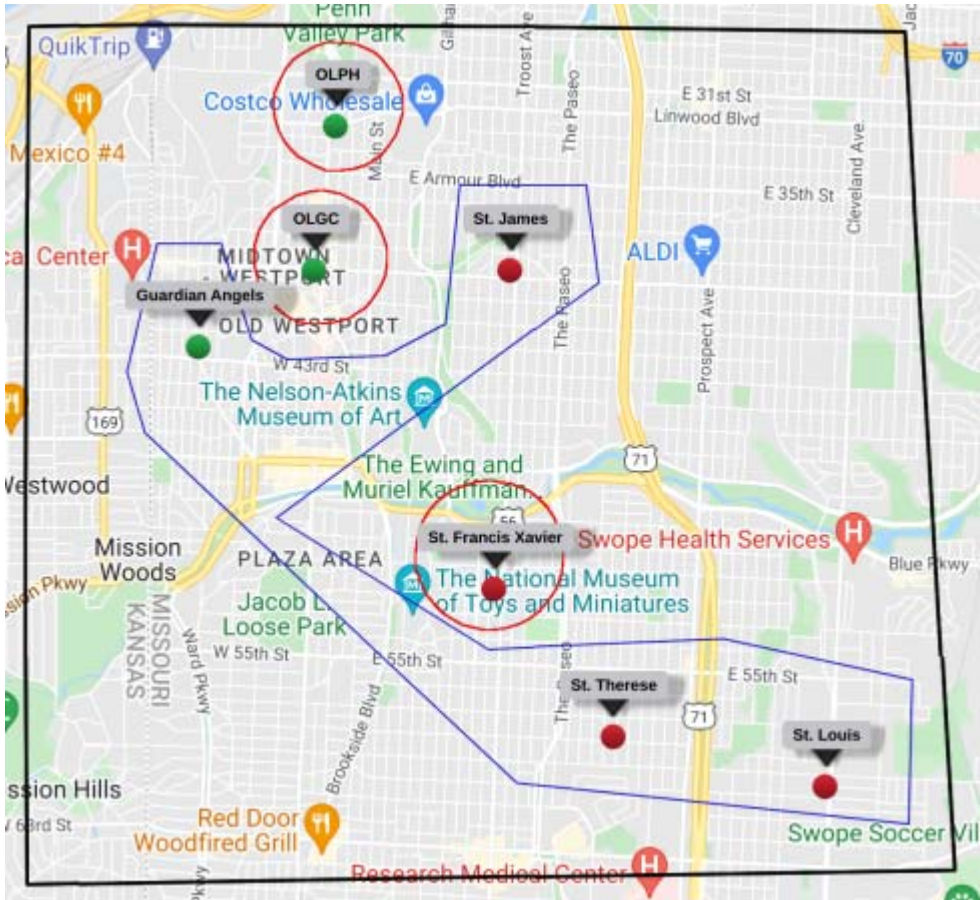
1. The parishes will develop strategies for sharing staff, faith formation, community building ministries, and social ministry through the Redemptorist Help Center located at Our Lady of Perpetual Help Parish and the Bishop Sullivan Center located at St. James Parish.
2. The parish pastoral councils of each parish should meet at least annually to study, plan, implement, and oversee the sharing of staff and ministries.
3. In the area of worship, the parish family should promote a sense of welcome at each church through greeters and other means as well as provide formational opportunities on the real presence of Christ in the Eucharist.
4. In faith formation, the parish family should develop opportunities for adult faith formation and small faith-sharing groups.
5. In outreach to those in need, coordinate parish outreach ministries with the Redemptorist Help Center ministries as well as the Bishop Sullivan Center and assess what other types of outreach ministries may be offered in the area served by the parish family.
6. In the area of community building, the parish family should identify and train parish committees which would welcome new people into the neighborhoods as well as meet with new and already-registered parishioners to engage them more fully in the respective communities.

Projected Impact of Parish Family Recommendations

1. All parishes will benefit from collaboration with some key ministries. Together, these parishes represent 2,050 households as of January 2021, and have financial resources of \$3.75 million. While many of those resources are dedicated to facilities, personnel, and programs, there are some funds which can be shared for parish family staffing and the development of ministries.
2. There will only be small population growth in the area, over the next ten years. It is projected and forecast that there will be a net of 1,200 new residents or a growth rate of about 2.5%. While about 1 in 5 of those new residents will be Catholic, parish growth will depend on evangelization efforts. The parish family has a need to work together on evangelization efforts. Growth for the parishes in this area will not be organic but will depend on consistent and persistent evangelization activity.
3. Faith formation is an area where parishes need to work together. Currently, there are two or three parishes which have students in elementary religious education totaling less than 50 students. Parishes can develop a common program or programs which serve all the parishes at as many sites as are needed with the ability to expand. On the high school level, there are currently less than five students enrolled at only one parish program. The parishes could develop a common youth ministry to benefit all the parish family. Opportunities for adult faith formation should also be planned and promoted as a parish family.
4. The parishes as well as the human needs of those in the area will benefit greatly from combining efforts and funding to serve those in need. The Redemptorist Help Center and the Bishop Sullivan Center already provide many programs and services for the less fortunate. Working together will also raise the level of activity and the profile of the Catholic community in the area.

NEW CONFIGURATION MAPS FOR COMBINING DEANERIES 1 AND 2

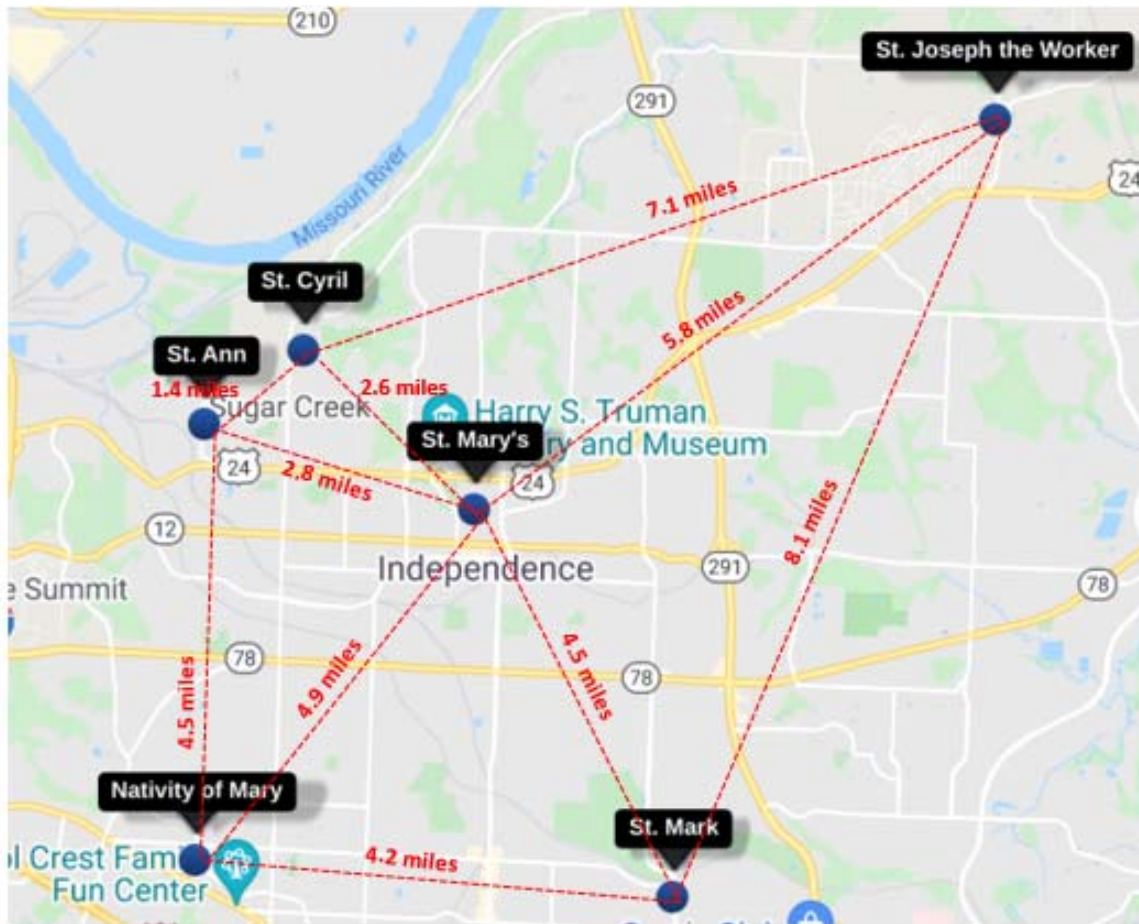




DEANERIES 1 AND 2 IMPLEMENTATION

VI. DEANERY 11

MAP SHOWING DISTANCES BETWEEN DEANERY 11 PARISHES



Note: Distances shown are the shortest route reported by GoogleMaps.

PROPOSED RECOMMENDATIONS FOR DEANERY 11

1. THE PARISHES OF NATIVITY OF MARY, ST. BERNADETTE, ST. MARK, ST. MARY, ST. ANN, ST. CYRIL, AND ST. JOSEPH THE WORKER WILL FORM A PARISH FAMILY OF COLLABORATING PARISHES.

- A. St. Ann, St. Cyril, and St. Mary will form a cluster under the leadership of a pastor. St. Cyril parishioners will be provided the opportunity to form a corporation and purchase the St. Cyril property for use as a cultural center. The parish will be closed, and parishioners will be invited to join other parishes. Masses may be celebrated on certain anniversaries at St. Cyril by priests who are authorized by the Diocese. St. Ann and St. Mary will eventually merge.

Parish Facts

St. Ann, Independence

Parish data	15-16	16-17	17-18	18-19	19-20	Change 15/16 to 19/20	
						Number	Percent
Infant baptisms	1	0	2	0	1	0	0%
Youth First Communions	1	0	4	0	0	-1	-100%
Youth Confirmations	0	2	1	1	0	0	
Youth Catechumens	0	3	3	0	0	0	
Number of Candidates	0	0	0	0	0	0	
Marriages	2	0	1	0	0	-2	-100%
Deaths	17	20	10	8	12	-5	-29%
Registered Catholic households ¹	232	226	208	204	210	-22	-9%
Average Mass attendance	172	164	152	161	91	-81	-47%
K to 8 Parish School of Religion Enrollment	5	0	3	4	4	-1	-20%
9 to 12 Parish School of Religion Enrollment	0	0	0	1	0	0	

¹ Number of registered parish households as of January 1, 2021 is 160.

Source: *The Catholic Key, Diocese of Kansas City-St. Joseph and parish data form*

St. Cyril, Sugar Creek

Parish data	15-16	16-17	17-18	18-19	19-20	Change 15/16 to 19/20	
						Number	Percent
Infant baptisms	0	0	0	0	0	0	
Youth First Communions	0	1	0	0	0	0	
Youth Confirmations	0	0	0	0	0	0	
Youth Catechumens	0	0	0	0	0	0	
Number of Candidates	1	1	0	0	0	-1	
Marriages	0	0	0	0	0	0	
Deaths	1	2	2	2	2	1	100%
Registered Catholic households ¹	81	67	86	76	66	-15	-19%
Average Mass attendance	85	44	50	50	45	-41	-48%
K to 8 Parish School of Religion Enrollment	0	0	0	0	0	0	
9 to 12 Parish School of Religion Enrollment	0	0	0	0	0	0	

¹ Number of registered parish households as of January 1, 2021 is 56.

Number in italics indicates estimate based on trend as data was not provided.

Source: *The Catholic Key, Diocese of Kansas City-St. Joseph and parish data form*

St. Mary's, Independence

Parish data	15-16	16-17	17-18	18-19	19-20	Change 15/16 to 19/20	
						Number	Percent
Infant baptisms	5	3	4	6	4	-1	-20%
Youth First Communions	8	7	4	8	3	-5	-63%
Youth Confirmations	0	4	9	0	4	4	
Youth Catechumens	2	1	0	0	0	-2	-100%
Number of Candidates	1	4	1	1	3	2	200%
Marriages	2	2	2	4	2	0	0%
Deaths	8	13	7	6	8	0	0%
Registered Catholic households ¹	256	241	234	231	227	-29	-11%
Average Mass attendance	400	322	305	355	224	-176	-44%
K to 8 Parish School of Religion Enrollment	23	21	22	20	20	-3	-13%
9 to 12 Parish School of Religion Enrollment	0	0	0	0	0	0	

¹ Number of registered parish households as of January 1, 2021 is 229.

Source: *The Catholic Key, Diocese of Kansas City-St. Joseph and parish data form*

Parish Recommendations

1. All administrative and ministerial activity will be determined after consultation by the pastor.
 2. The ongoing and future use of the facilities at St. Ann and St. Mary should be studied, and recommendations developed for the diocese. Increasing the seating capacity of the church at St. Mary as well as the appearance of the facilities and grounds should be studied and plans developed.
- B. Nativity of Mary Parish and St. Bernadette Parish will continue to cluster under the leadership of the pastor at Nativity of Mary Parish.

Parish Facts

Nativity of Mary, Independence

Parish data	15-16	16-17	17-18	18-19	19-20	Change 15/16 to 19/20	
						Number	Percent
Infant baptisms	26	20	31	23	30	4	15%
Youth First Communions	22	23	14	16	29	7	32%
Youth Confirmations	19	24	0	12	45	26	137%
Youth Catechumens	<i>0</i>	<i>0</i>	2	2	0	0	
Number of Candidates	<i>0</i>	<i>0</i>	9	2	4	4	
Marriages	4	9	6	2	3	-1	-25%
Deaths	24	23	21	22	29	5	21%
Registered Catholic households ¹	640	648	652	650	519	-121	-19%
Average Mass attendance	521	525	505	483	179	-342	-66%
K to 8 Parish School of Religion Enrollment	0	0	0	0	0	0	
9 to 12 Parish School of Religion Enrollment	0	0	0	0	0	0	

¹ Number of registered parish households as of January 1, 2021 is 521.

Number in italics indicates estimate based on trend as data was not provided.

Source: *The Catholic Key, Diocese of Kansas City-St. Joseph and parish data form*

St. Bernadette, Kansas City

Parish data	13-14	14-15	15-16	16-17	17-18	Change 13/14 to 17/18	
						Number	Percent
Infant baptisms	4	3	3	4	6	2	50%
Youth First Communion	3	5	2	4	3	0	0%
Youth Confirmations	3	0	1	4	0	-3	-100%
Youth Catechumens	0	0	1	0	0	0	
Number of Candidates	0	0	0	2	2	2	
Marriages	0	1	0	1	1	1	
Deaths	19	16	16	17	21	2	11%
Registered Catholic households ¹	363	348	336	326	323	-40	-11%
Average Mass attendance	412	315	336	324	325	-87	-21%
K to 8 Parish School of Religion Enrollment	22	19	18	12	6	-16	-73%
9 to 12 Parish School of Religion Enrollment	0	0	0	0	0	0	

¹ Number of registered parish households as of January 1, 2020 is 321.

Source: *The Catholic Key, Diocese of Kansas City-St. Joseph and parish data form.*

Parish Recommendations

1. The parishes should continue to work toward a combined parish pastoral council so that there is one council and committees for both parishes.
2. The parishes should conduct a study of future Catholic school needs and the future use of the educational facilities at both sites.

C. St. Mark Parish will remain a stand-alone parish.

Parish Facts

St. Mark, Independence

Parish data	15-16	16-17	17-18	18-19	19-20	Change 15/16 to 19/20	
						Number	Percent
Infant baptisms	77	61	47	37	20	-57	-74%
Youth First Communion	62	37	34	64	44	-18	-29%
Youth Confirmations	39	42	44	38	35	-4	-10%
Youth Catechumens	11	3	2	8	2	-9	-82%
Number of Candidates	20	2	3	2	3	-17	-85%
Marriages	24	18	16	10	8	-16	-67%
Deaths	69	59	54	55	46	-23	-33%
Registered Catholic households ¹	2,581	2,585	2,545	2,578	2,424	-157	-6%
Average Mass attendance	1,726	1,430	1,434	1,294	410	-1,316	-76%
K to 8 Parish School of Religion Enrollment	291	254	227	230	176	-115	-40%
9 to 12 Parish School of Religion Enrollment	68	92	59	57	43	-25	-37%

¹ Number of registered parish households as of January 1, 2021 is 1,484.

Source: *The Catholic Key, Diocese of Kansas City-St. Joseph and parish data form*

Parish Recommendations

1. Consider sharing staff and possibly adding staff with the financial support of other parishes in the parish family.
2. Conduct a study of the ministry to the Hispanic community and how the ministry can be coordinated with all the parishes.

D. St. Joseph the Worker Parish will merge with St. Mark Parish.

Parish Facts

St. Joseph the Worker, Independence

Parish data	15-16	16-17	17-18	18-19	19-20	Change 15/16 to 19/20	
						Number	Percent
Infant baptisms	3	0	0	2	2	-1	-33%
Youth First Communions	1	2	1	2	0	-1	-100%
Youth Confirmations	0	8	1	0	0	0	
Youth Catechumens	0	0	0	0	0	0	
Number of Candidates	0	2	0	0	0	0	
Marriages	1	0	0	0	0	-1	-100%
Deaths	6	3	7	7	4	-2	-33%
Registered Catholic households ¹	203	148	208	203	146	-57	-28%
Average Mass attendance	125	116	144	101	45	-80	-64%
K to 8 Parish School of Religion Enrollment	7	5	3	4	0	-7	-100%
9 to 12 Parish School of Religion Enrollment	3	0	0	0	0	-3	-100%

¹ Number of registered parish households as of January 1, 2021 is 138.

Number in italics indicates estimate based on trend as data was not provided.

Source: *The Catholic Key, Diocese of Kansas City-St. Joseph and parish data form*

St. Mark, Independence

Parish data	15-16	16-17	17-18	18-19	19-20	Change 15/16 to 19/20	
						Number	Percent
Infant baptisms	77	61	47	37	20	-57	-74%
Youth First Communions	62	37	34	64	44	-18	-29%
Youth Confirmations	39	42	44	38	35	-4	-10%
Youth Catechumens	11	3	2	8	2	-9	-82%
Number of Candidates	20	2	3	2	3	-17	-85%
Marriages	24	18	16	10	8	-16	-67%
Deaths	69	59	54	55	46	-23	-33%
Registered Catholic households ¹	2,581	2,585	2,545	2,578	2,424	-157	-6%
Average Mass attendance	1,726	1,430	1,434	1,294	410	-1,316	-76%
K to 8 Parish School of Religion Enrollment	291	254	227	230	176	-115	-40%
9 to 12 Parish School of Religion Enrollment	68	92	59	57	43	-25	-37%

¹ Number of registered parish households as of January 1, 2021 is 1,484.

Source: *The Catholic Key, Diocese of Kansas City-St. Joseph and parish data form*

Parish Recommendations

1. All administrative and ministerial activity will be conducted from the parish office at St. Mark.
2. The Sunday Mass schedule will remain the same at St. Mark Parish as the merger is completed.

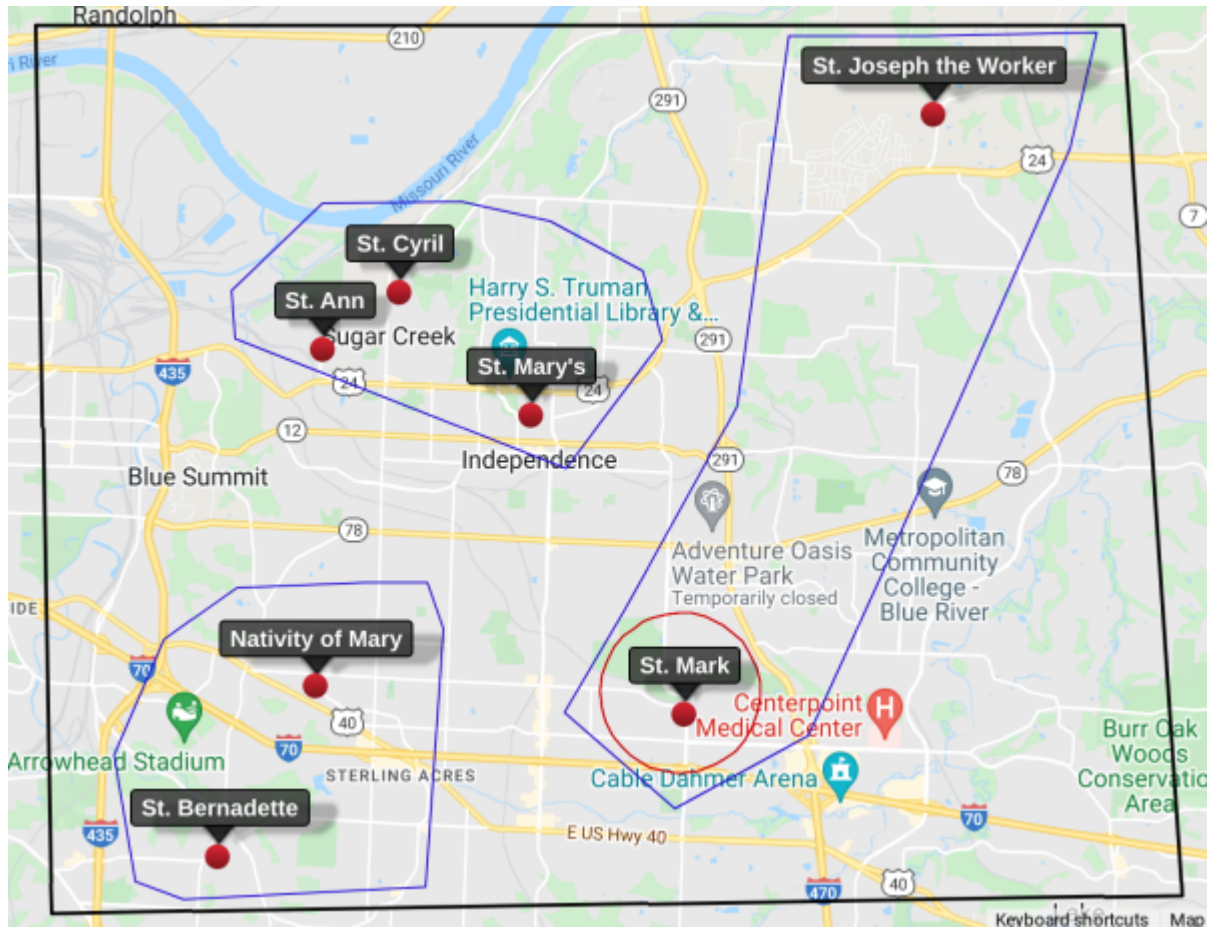
Recommendations for the Parish Family

1. The parishes should develop a shared pastoral staff for the Catholic community of Independence.
2. All the parishes should schedule a combined parish pastoral council meeting, at least annually, to study, plan, implement, and monitor pastoral activity in the Independence area.
3. In the area of worship, the parishes should create a stronger sense of welcome at Sunday Masses.
4. In the area of evangelization, establish and train teams of parishioners to contact every parishioner on the parish roster as well as former parishioners to listen to them and invite them to engage in the parish.
5. Conduct Parish Schools of Religion for children and youth on a parish family/deanery basis.
6. Develop shared opportunities for adult faith formation.
7. Coordinate outreach ministries to those in need, assess new areas of ministry, and consider forming an Independence-wide Catholic ministry to serve those in the area.
8. Develop a communications strategy for all the parishes which employs new and old technologies.

Projected Impact of Recommendations

1. All parishes will benefit from collaboration with some key ministries. Together, these parishes represent 2,909 households as of January 2021, and have financial resources of more than \$3.15 million. While many of those resources are dedicated to facilities, personnel, and programs, there are some funds which can be shared for parish family staffing and the development of ministries.
2. Population growth for the area is projected to decline by 1,000 residents over the next five years but increase by 1,300 residents by the end of the decade. About 1 in 5 of those residents will be Catholic. Growth for the parishes in Independence will not happen organically. The parishes will need to work together on evangelization efforts.
3. Faith formation is an area where parishes can benefit from working together to significantly expand their formation programs and opportunities. Currently, all but two parishes have students enrolled in their elementary religious education programs for a total of 210 students. Most of those students are from St. Mark. Parishes can develop a common program or programs which serve all the parishes at as many sites as are needed with the ability for expansion. On the high school level, there are currently 43 students, all of whom are from St. Mark. Together, the parishes could develop a common youth ministry which would benefit all the parishes. Opportunities for adult faith formation should also be planned and promoted as a parish family.
4. The parishes as well as the human needs of those in the area will benefit from combining efforts and funding to serve those in need. The parishes should develop a common outreach effort for the Independence area by combining efforts and funding for services for those in need. Working together will also raise the level of activity and the profile of the Catholic community in the area.

NEW CONFIGURATION MAP FOR DEANERY 11



DEANERY 11 IMPLEMENTATION